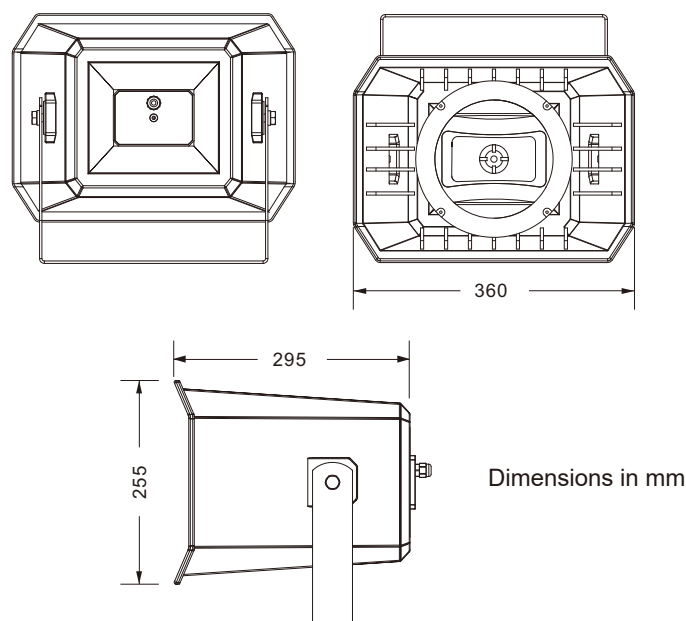




Features

- Superb audio and music reproduction performance
- High-strength ABS material
- High sensitivity
- Lower maintenance costs
- Waterproof and dust-proof to IP66 standards
- Comply with CE standards

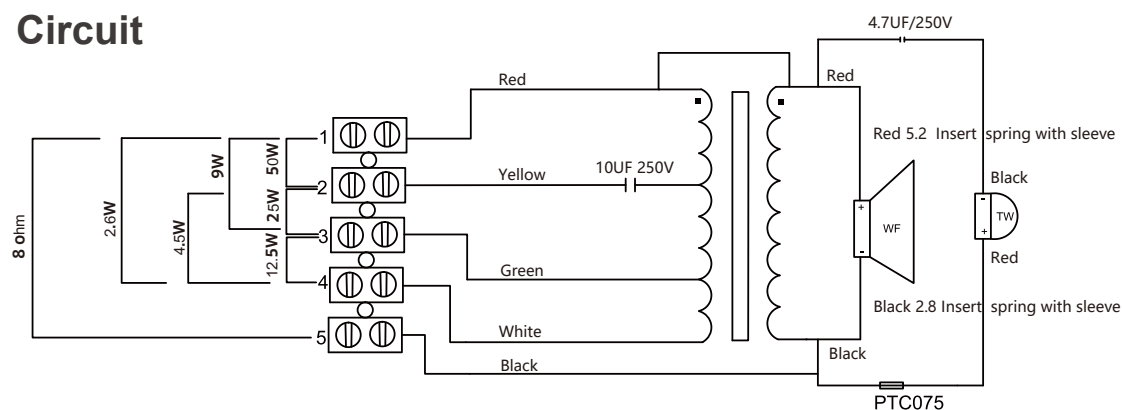
Three Views



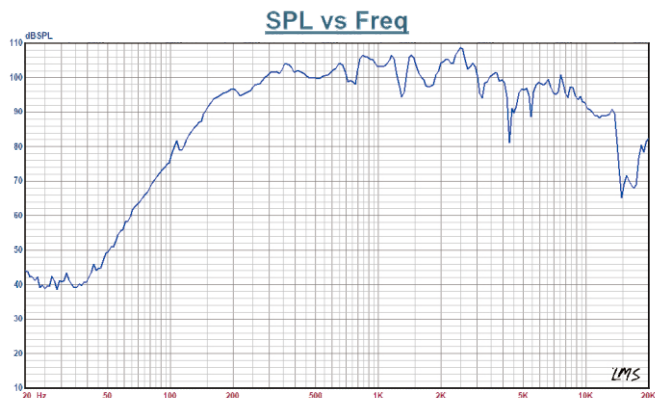
Specification

Power	2.6W/4.5W/9W/12.5W/25W/50W/ 8Ω(100V)
Impedence	3.84KΩ(2.6W)/2.22KΩ(4.5W)/ 1.11KΩ(9W)/800Ω(12.5W)/400Ω(25W)/ 200Ω(50W)/8Ω
S.P.L	100±3dB(1M/1W)
Frequency	145Hz ~ 20kHz
Speaker Driver	6.5" bass *1+1" tweeter *1
Hole Size	3*Φ10mm hole spacing 2*60mm
Installation	Bracket
Connection	5 Plastic Connector
Material	Shell:ABS (E-00202)
Dimension	360*255*295mm
Weight	3.92kg/1PC
Working Temp	-25℃ to +55℃
Storage Temp	-40℃ to +70℃
Humidity	≤95%

Circuit

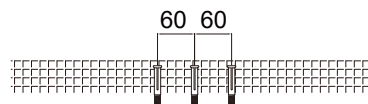


Impedance Response Diagram

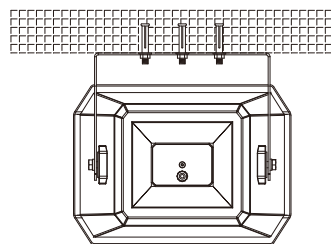


Installation Instruction

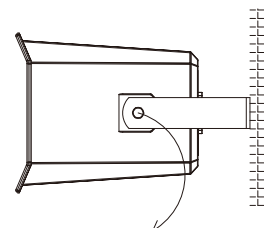
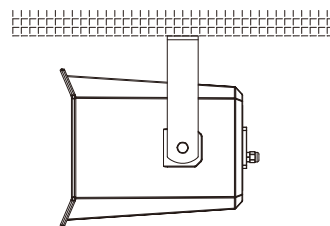
1. First drill three mounting holes on the wall suitable for M10 expansion screws. The distance between the holes is 60mm, and then install the M10 expansion screws.



2. Align the hole on the product bracket with the pre-drilled screw rod on the wall, lock the M10 nut, and fix the product on the wall.



3. Then adjust the speaker to the desired angle.



Impedance Diagram

