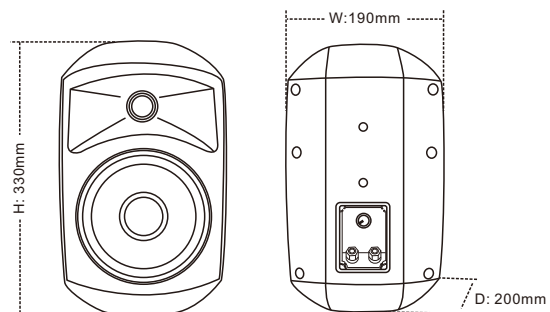


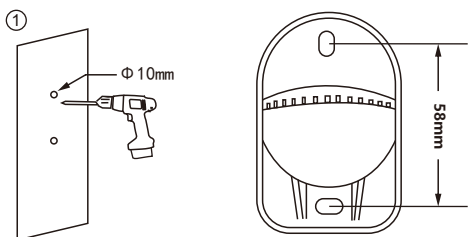


Dimensions:

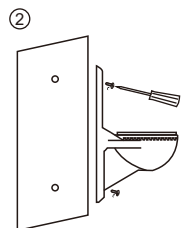


Installation Steps:

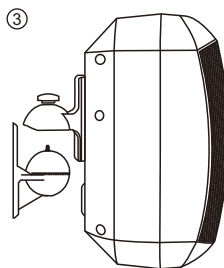
- ① Drill a mounting eyelet



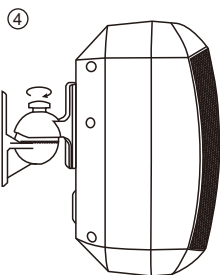
- ② Fix the bracket



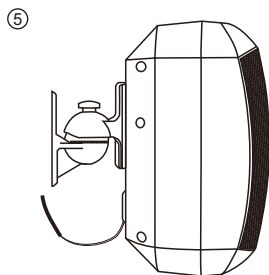
- ③ Install the speaker



- ④ Fasten the screw



- ⑤ Connect the wiring



Waterproof Wall Mount Speaker



TCI-60SB

User's Manual

Dear customers:

Your use of this speaker series, we would like to extend my heartfelt thanks to you, the commitment to keep its quality.

Our speakers are widely used for hotels, commercial buildings, supermarkets, schools, leisure and entertainment venues, is your ideal choice.

For your installation, commissioning and use of this product, the installation please read this note.

Safety Tips

- Please be sure to use the former reading detailed notes.
- Really pay attention to this manual and a safety with the important warning.
- Recommend that you keep this manual for future reference.

Common warning signs and security

The manual shown warning signs and security is to prevent the improper operation due to personal injury arising from the loss of property, please read before using this product must understand that this manual security symbols and Warning to indicate fully aware of potential risks.


Warning

Such as the inappropriate use of staff will cause injury, death and property damage.

When installed loudspeakers

- Definitely will not be allowed to speakers and any exposure in the rain-wet or water, may be inconsistent with , or fire.
- Restricted by the provisions of the speakers on the voltage, such as the us of high voltage may cause electric shock or fire disaster. Is no pruning, distorted, or replacement of damaged wires.
- Avoid instability in the installation or set up speakers, such as shaking the table or flat surface , the speaker can avoid falling caused personal injury or property damage.
- Speakers will be installed in support of the speaker or the weight of a solid shelf. Speaker swap can be avoided caused personal injury or property damage.
- Wet hands must not be admitted into or plugs, may lead to electric shocks.
- The allocation of plugs, make sure that pull plugs, rather than pull wires.
The use of a damaged power line of machinery may cause fire or electric shock.
- Mobile speaker, you plug the prior allocated. If the speaker and plugs may be moving together will cause fire or electric shock. For plugs, identified as plugs for grip.
- Will not be allowed to speakers on the vent cover, may cause internal heating caused by the fire.
- Avoid speakers installed in the humidity or dust, direct contact with the sun from the near-electric, or smoke or steam, may cause fire or electric shock

Features:

- ※ Water resistant Ip66.
- ※ For indoor and outdoor applications.
- ※ Selectable knob 8 Ohm, 70 V and 100 V inputs.
- ※ Selectable power outputs:
70V input: 3.75W/7.5W/15W/30W/60W.
100V input: 7.5W/15W/30W/60W.
8 Ohm input: 60W.
- ※ Black and white color available.
- ※ Adjustable mounting bracket supplied.

Specifications:

Model:	TCI-60SB
100V input	7.5W/15W/30W/60W
70V input:	3.75W/7.5W/15W/30W/60W
8 Ohm input:	60W
Ip Rated	Ip66 waterproof
Sensitivity(1m/1W):	94±3 dB
Frequency Response:	60Hz-20KHz
Dimension(D*W*H):	200*190*330 mm (without bracket)
Installation:	Adjustable bracket
Material:	PP housing and bracket, aluminium grille
Woofer Driver:	6.5"*1 (waterproof)
Tweeter Driver:	1.5"*1 (waterproof)
Finish:	White or Black
Net Weight:	3.60 kg
Gross Weight:	4.30 kg