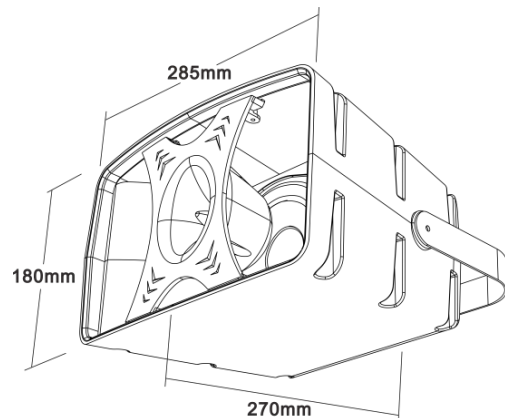




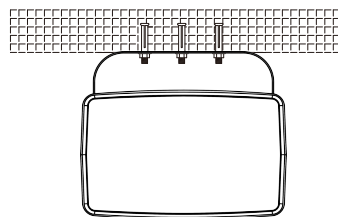
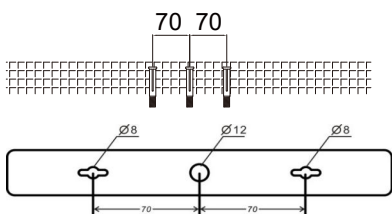
Dimension:



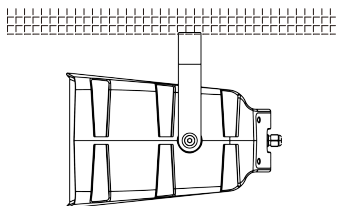
Installation Steps:

1. First drill three mounting holes on the wall suitable for M12&M8 expansion screws. The distance between the holes is 70mm, and then install the M12&M8 expansion screws.

2. Align the hole on the product bracket with the pre-drilled screw rod on the wall, lock the M12&M8 nut, and fix the product on the wall.



3. Then adjust the speaker to the desired angle.



Waterproof Horn Speaker



TCI-760HM

User's Manual

Dear customers:

Your use of the TCI speaker series, we would like to extend my heartfelt thanks to you, the commitment to keep its quality.

Our speakers are widely used for hotels, commercial buildings, supermarkets, schools, leisure and entertainment venues, is your ideal choice.

For your installation, commissioning and use of this product, the installation please read this note.

Safety Tips

- Please be sure to use the former reading detailed notes.
- Really pay attention to this manual and a safety with the important warning.
- Recommend that you keep this manual for future reference.

Common warning signs and security

The manual shown warning signs and security is to prevent the improper operation due to personal injury arising from the loss of property, please read before using this product must understand that this manual security symbols and Warning to indicate fully aware of potential risks.



Warning

Such as the inappropriate use of staff will cause injury, death and property damage.

When installed loudspeakers

- Definitely will not be allowed to speakers and any exposure in the rain-wet or water, may be inconsistent with , or fire.
- Restricted by the provisions of the speakers on the voltage, such as the us of high voltage may cause electric shock or fire disaster. Is no pruning, distorted, or replacement of damaged wires.
- Avoid instability in the installation or set up speakers, such as shaking the table or flat surface , the speaker can avoid falling caused personal injury or property damage.
- Speakers will be installed in support of the speaker or the weight of a solid shelf. Speaker swap can be avoided caused personal injury or property damage.
- Wet hands must not be admitted into or plugs, may lead to electric shocks.
- The allocation of plugs, make sure that pull plugs, rather than pull wires.
The use of a damaged power line of machinery may cause fire or electric shock.
- Mobile speaker, you plug the prior allocated. If the speaker and plugs may be moving together will cause fire or electric shock. For plugs, identified as plugs for grip.
- Will not be allowed to speakers on the vent cover, may cause internal heating caused by the fire.
- Avoid speakers installed in the humidity or dust, direct contact with the sun from the near-electric, or smoke or steam, may cause fire or electric shock

Features:

- ※ High-strength ASA engineering plastic
- ※ Waterproof and dust protected IP66 level
- ※ Wide frequency, wide coverage and strong penetration
- ※ Two power taps 12.5W-25W-50W

Specifications:

| | |
|--------------------|--------------------------|
| Model | TCI-760HM |
| Frequency Response | 80~20KHz |
| Sensitivity | 97dB±3db |
| SPL | 118dB |
| Rated Power | 50W |
| Power Taps | 12.5W/25W/50W |
| Line input | 100V |
| Material | ASA engineering plastics |
| Finished Colour | White |
| Unit Weight | 3.2KG |
| Dimension(mm) | 285*270*180 |